

Kako do informacija o partneru?

- Da li je poduzeće stvarno?
- Da li će platiti na vrijeme?
- Kako poduzeće posluje? Ostvaruje li dobit?
- Da li je moguća dugotrajna suradnja?
- U kojem iznosu dati kupcu robu?
- Tko su rukovoditelji?
- Da li je poduzeće u stečaju? Prisilnoj naplati?
- Da li je tržište u koje izvozim sigurno?



Bonitetni izvještaj

Frankfurter Maschinenbau Aktiengesellschaft



Koliko kredita dati kupcu?

Frankfurter Maschinenbau Aktiengesellschaft

Risk Evaluation

D&B Risk Indicator	1 2 3 4 -
D&B Failure Score	100
D&B Credit Recommendation	EUR 5.000.000
Days Before Terms	5
Score Override	No
Current Negative Legal Events	No
Special events	No

Associations

Parent Company	Yes
Number of Subsidiaries	0
Number of Branches	4

Financial Summary

Latest Accounts Date	30 Nov 2008
Total Equity	EUR 5.620.000
Profit(Loss)	EUR (100.000)
Turnover	EUR 52.000.000
Employees	250

Identification

D-U-N-S® Number	31-727-3787
Trading Style	FMA Frankfurter Maschinenbau
Main Trading Address	Darmstädter Landstr. 802 60598 FRANKFURT HESSEN GERMANY
Telephone Number	+49 69 654321456
Fax Number	+49 69 2631587
VAT Number	DE123567901
Registration Number	HRB90003
Line of Business (SIC)	Mfg machine tools-forming (35420000)
Web Address	http://www.dnbgermany.de/

D&B Analysis: **MINIMUM** Risk Of Business Failure, pays to terms.

D&B Rating	2A 1
Financial Strength	2A based on a net worth of € 5.620.000
Risk Indicator(1-4)	1 Represents a minimum risk of business failure.

D&B Credit Recommendation € 5.000.000

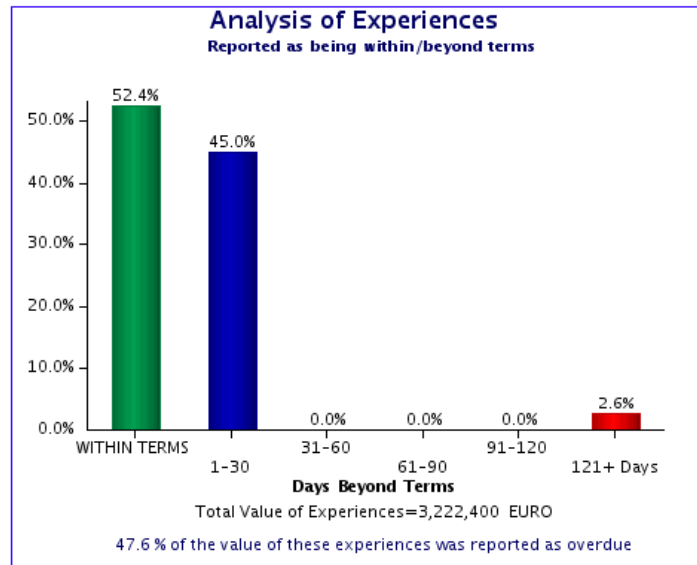
Kako poduzeće plaća?

Average Payment Behaviour 5 Days Before Terms
 Paydex 82

Number of payment experiences 37
 Current amount of debits (in EUR) 3.222.400

Payment Experiences Summary

Value Bands	Number of Experiences	Total Value	Paid within terms (%)	Paid late (%)				
				1-30 days	31-60 days	61-90 days	91-120 days	120+ days
> 100.000	16	2.770.000	44,6	52,3	-	-	-	3
50.000 - 99.999	5	420.000	100	-	-	-	-	-
15.000 - 49.999	0	0	-	-	-	-	-	-
5.000 - 14.999	3	26.000	100	-	-	-	-	-
1.000 - 4.999	2	3.900	100	-	-	-	-	-
< 1.000	11	2.500	100	-	-	-	-	-
Total	37	3.222.400						



Tko vodi poduzeće?

Karl Werner Gerardy-Köhler : Chief Executive Officer

Title Prof. Dr. Dr.
Address 35396 GIEßEN, HESSEN , GERMANY
Date of Birth 24 Apr 1949

Other Current Associations

Company Name	D-U-N-S ®	Appointed	Function
Bernbacher Hagelversicherungs-Aktiengesellschaft	50-710-0407	02 Jun 2009	Member of the Board of Directors
Kasteler Bank Aktiengesellschaft	50-710-0431	02 Jun 2009	Member of the Board of Directors

Dennis Rodenhausen : Member of the Board of Directors

Address Darmstadt, HESSEN , GERMANY
Date of Birth 19 Jul 1972

Other Current Associations

Company Name	D-U-N-S ®	Appointed	Function
Bernbacher Hagelversicherungs-Aktiengesellschaft	50-710-0407	02 Jun 2009	Supervisory Board Member
Kasteler Bank Aktiengesellschaft	50-710-0431	02 Jun 2009	Supervisory Board Member

Björn Than : Member of the Board of Directors (Appointed 01 Mar 1986)

Title Doctor
Address 60598 FRANKFURT, HESSEN , GERMANY
Date of Birth 09 May 1939

Dieter Ebel : Chairman of the Board

Title Doctor
Address 61348 BAD HOMBURG, HESSEN , GERMANY
Date of Birth 16 Mar 1940

Hermann Schulz : Deputy Chairman of the Board (Appointed 01 Jan 1985)

Title Doctor
Address 60313 FRANKFURT, HESSEN , GERMANY
Date of Birth 02 Sep 1940

Tko je vlasnik?

According to D&B database, Frankfurter Maschinenbau Aktiengesellschaft has 2 owner(s).

Share Holder Name	D-U-N-S ®	Interest	Start date of Interest	Type of Interest	Birth date / Year of foundation	Address
Unterhauser Beteiligungsgesellschaft mit beschränkter Haftung	31-727-3720	90,0%	-	Share Ownership	1877	60528 FRANKFURT, GERMANY
Streubesitz	-	10,0%	-	Share Ownership	-	GERMANY



[Click here to receive immediate notification to public registered information changes](#)

Immediate Parent

Company Name	Unterhauser Beteiligungsgesellschaft mit beschränkter Haftung
D-U-N-S ®	31-727-3720
Company Address	Hahnstr, 31 35, 60528 FRANKFURT, GERMANY
Interest	90,0%
Operates as (SIC)	67199902 Personal holding companies except banks
D&B Rating	3AA1



Registracija

Legal Structure

Legal Form	Public Limited Liability Company
Date Started	02 Feb 1952
Original Start Date	10 Apr 1931 as Registered Commercial Partnership
Date of Registration	02 Aug 2006
Registered in	Frankfurt/Main 60313
Registration Number	HRB90003
VAT Number	DE123567901
Registered office	Darmstädter Landstr. 802, 60598 FRANKFURT, HESSEN, GERMANY

Capital

Original Capital Stock (AG)	EUR 3.000.000
Date of latest capitalization	01 Jul 2007
Capital has been increased by	EUR 500.000 from originally EUR 2.500.000

Special / Legal Contracts

Date	Event	To / Between	From / And	Details
31 Dec 2005	Merger	Frankfurter Maschinenbau Aktiengesellschaft (D-U-N-S® : 317273787)	Frankfurter Maschinenbau GmbH (D-U-N-S® : 342249695)	-

Sa kojim bankama poduzeće posluje?

Activity description	SIC Code
Mfg machine tools-forming	35420000
Mfg machine tools-cutting	35410000

Other Operating Details

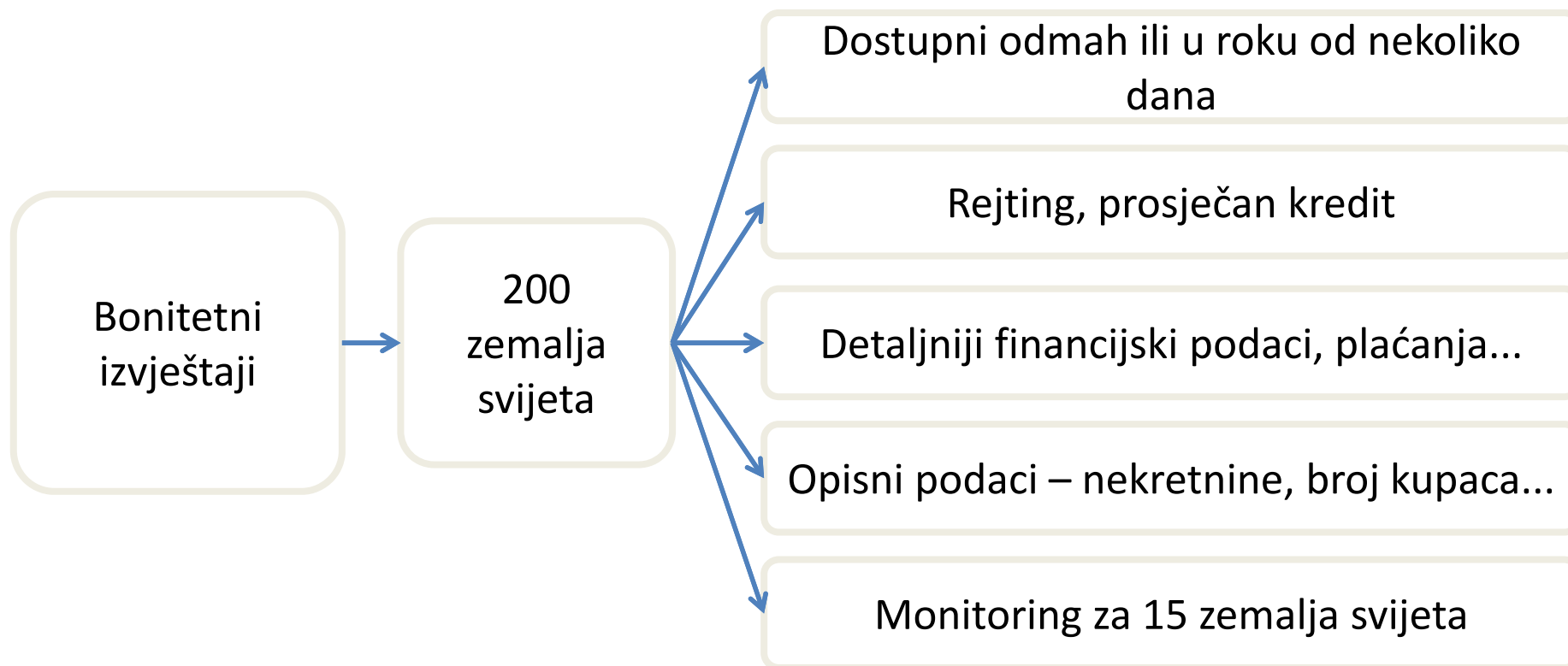
ES HANDELT SICH UM EINE MUSTERAUSKUNFT. ALLE ANGABEN SIND REIN FIKTIV UND BETREFFEN KEINE EXISTIERENDE FIRMA. Produktion und Vertrieb von Metallbe- und verarbeitungsmaschinen aller Art, insb. Dre- und Fraesmaschinen. 1984 wurde das Produktionsprogramm um 'Schweiss- und Lackierroboter' fuer die Automobilindustrie erweitert. Hauptabnehmer im Inland sind die Volkswagen AG, Adam Opel AG, BASF und Mannesmann-Demag. Die CNC-gesteuerten Automaten werden zu 76 Prozent im Ausland verkauft.

Bank Name	ZIP Code / Postcode	Town	Bank Sort Code
Bayer Hypo- und Vereinsbank Ndl 427 Ffm	85609	Aschheim	50020160
Landesbank Hessen-Thür Girozentrale	60297	Frankfurt am Main	50050000
Dresdner Volksbank Raiffeisenbank Ehem Vb	01075	Dresden	85095154

Kakva je bilanca poduzeća?

	Fiscal Non Consolidated EUR 30 Nov 2008	Fiscal Non Consolidated EUR 30 Nov 2007	Fiscal Non Consolidated EUR 30 Nov 2006	Fiscal Non Consolidated EUR 30 Nov 2005	Fiscal Non Consolidated EUR 30 Nov 2004
ASSETS					
fixed assets	7.515.000	7.161.000	7.106.000	8.308.000	7.480.000
fixed tangible assets/ intangible assets	7.250.000	6.850.000	6.800.000	7.960.000	7.160.000
financial fixed assets	255.000	305.000	295.000	330.000	300.000
current assets	18.170.000	16.180.000	8.820.000	16.345.000	16.040.000
inventories (net value)	9.000.000	7.900.000	7.100.000	6.600.000	6.700.000
receivables and other current assets	8.500.000	7.700.000	1.660.000	9.250.000	8.850.000
liquid funds	600.000	500.000	-	400.000	400.000
Other assets	315.000	671.000	336.000	1.416.000	1.390.000
LIABILITIES AND SHAREHOLDERS EQUITY					
equity (capital and reserves)	5.620.000	5.490.000	4.840.000	6.790.000	6.290.000
capital	3.000.000	3.000.000	2.500.000	2.500.000	2.500.000
reserves	1.420.000	1.190.000	1.290.000	1.790.000	1.790.000
equity related funds	1.200.000	1.300.000	1.050.000	2.600.000	2.000.000
special items and grants	600.000	500.000	400.000	600.000	500.000
outside/borrowed capital	19.280.000	17.600.000	10.760.000	18.150.000	18.000.000
provisions	3.250.000	3.050.000	2.750.000	3.500.000	3.500.000
Liabilities	16.030.000	14.550.000	8.010.000	14.650.000	14.500.000
other equity and liabilities	500.000	410.000	250.000	513.000	100.000
balance sheet total	26.000.000	24.000.000	16.250.000	26.053.000	24.890.000
PROFIT + LOSS					
Net sales or gross result	52.000.000	41.000.000	35.000.000	44.000.000	40.000.000
other operating expenses	51.500.000	40.600.000	34.200.000	39.500.000	37.000.000
financial result	(900.000)	(2.200.000)	(1.700.000)	100.000	(1.000.000)
taxes/taxation rebates	(200.000)	150.000	(250.000)	(650.000)	(1.000.000)
balance of other expenses/ income	-	-	-	(800.000)	(50.000)
annual result	(100.000)	250.000	(1.350.000)	2.500.000	500.000

Puni bonitetni izvještaji



Kako naručiti bonitet

1. Naziv firme, i adresu poslati na bonline@bonline.hr
2. Zatražiti pristupnu šifru pomoću koje možete sami pretraživati bazu svih boniteta svijeta

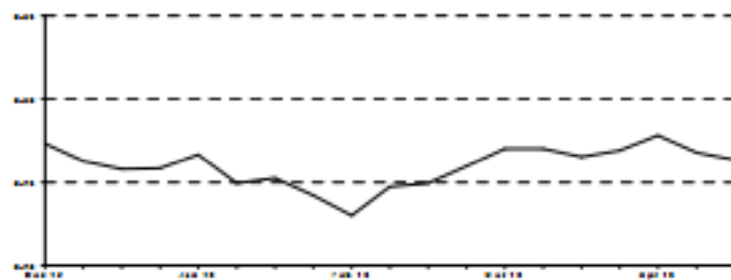


D&B Fingerprint



Stanje u eurozoni

Regional Currency
(Euro [EUR]:USD)

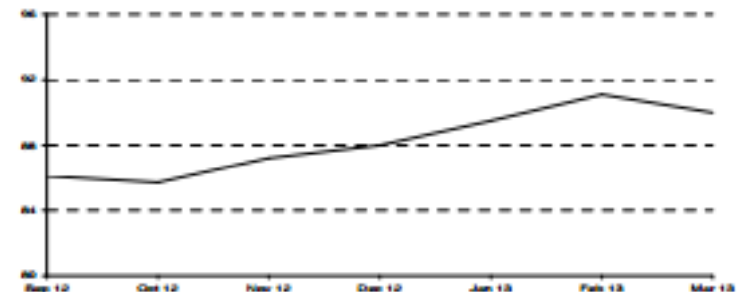


Exchange Rates
(London, 15 Apr 13)

GBP 1.1734
JPY* 0.7732
USD 0.7635

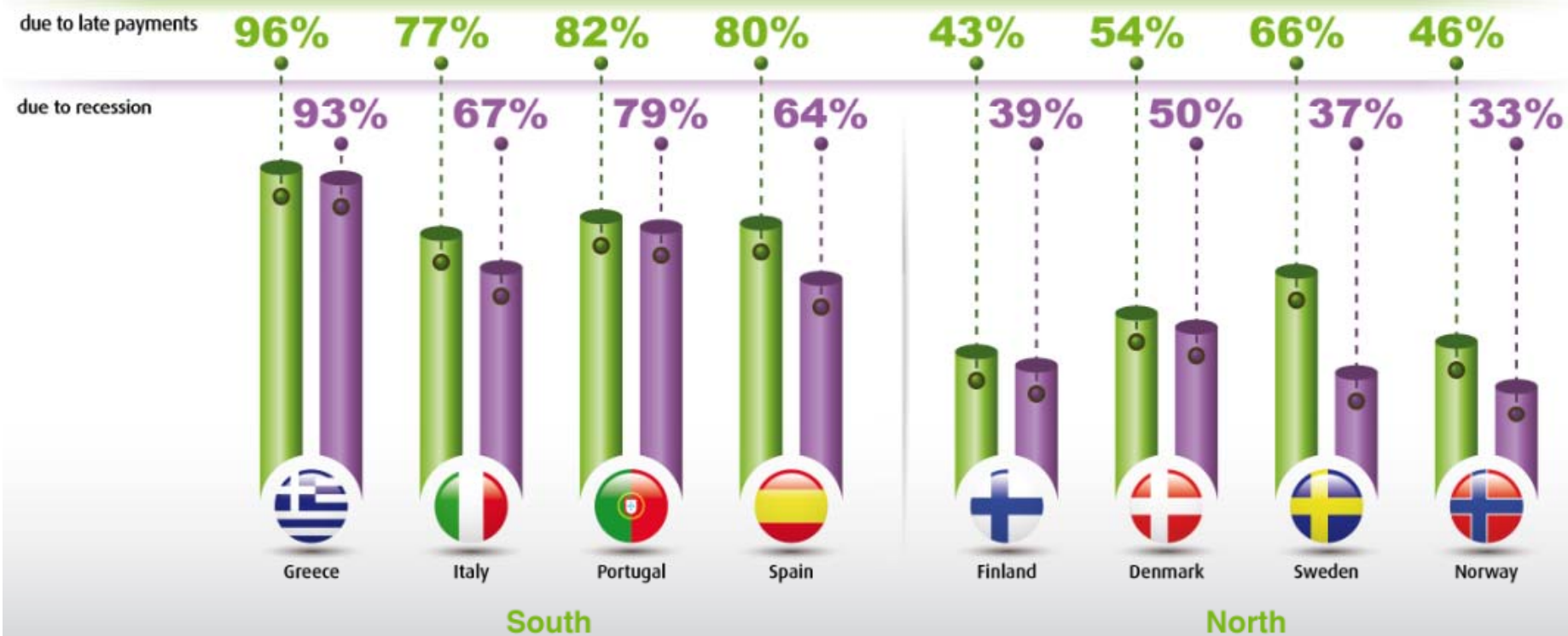
*(x 100)

Economic Sentiment Indicator
(Monthly average)

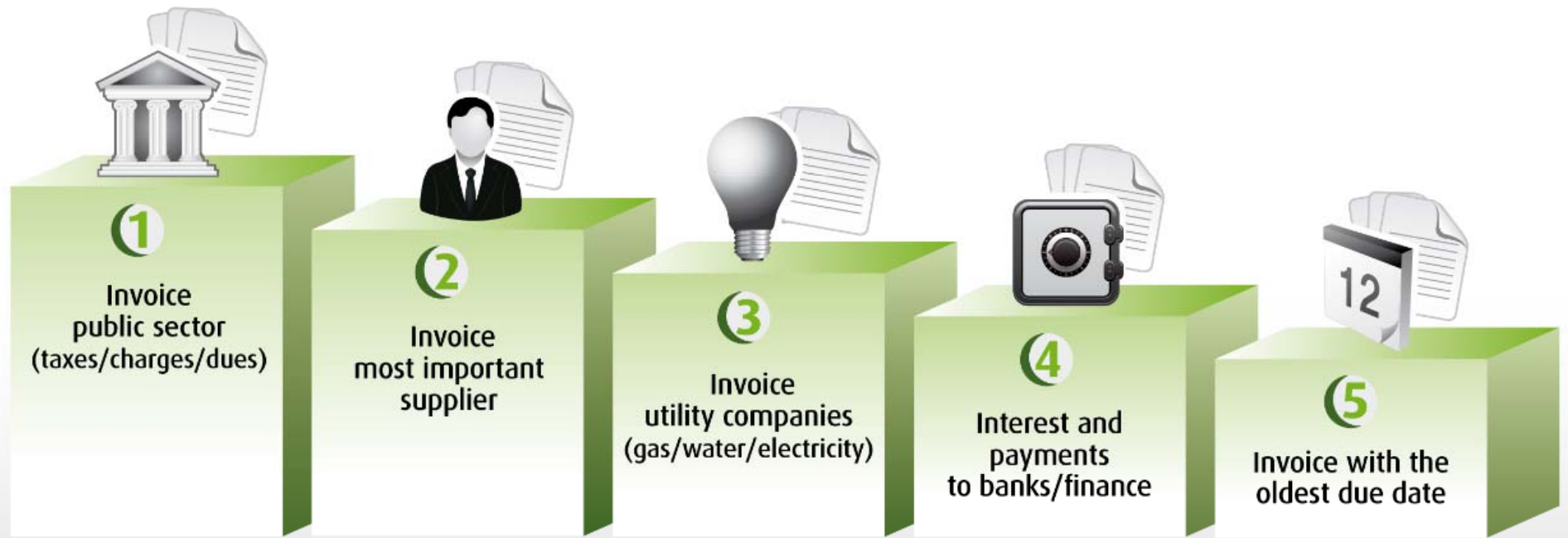


Economic Indicators	2010	2011	2012	2013f	2014f	Top-5 economies (% of Euroland GDP, 2012)	Top-5 Euroland trading partners (% of imports and exports, 2012)
Real GDP growth, %	2.0	-0.6	-0.6	-0.3	0.8	Germany 27.3	UK 11.0
Inflation, annual ave %	1.6	2.7	2.4	2.1	2.0	France 21.1	China 9.1
Govt balance, % GDP	-6.3	-4.2	-3.6	-2.9	-1.9	Italy 16.8	US 8.5
Unemployment, %	10.1	10.2	11.5	12.2	11.9	Spain 11.4	Russian Federation 5.9
C/A balance, % GDP	0.0	0.1	1.2	0.9	0.7	Netherlands 6.4	Switzerland 5.3

Likvidnosni problemi



Koliko ste važni Vašim partnerima?

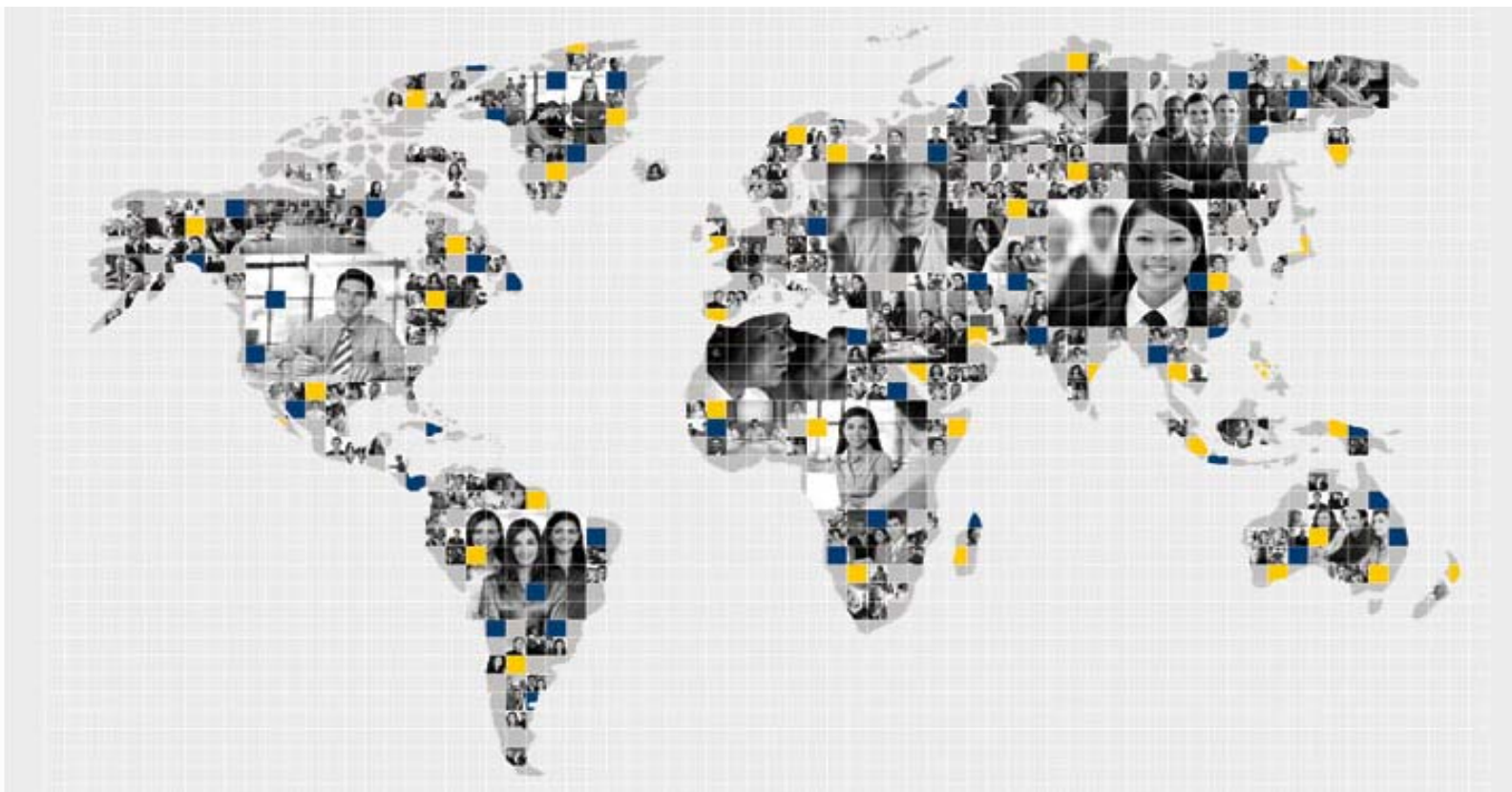


Redosljed plaćanja:

Average European ranking

- 1 Invoice from public sector (taxes, charges and dues)
- 2 Invoice from the most important supplier
- 3 Invoice from utility companies (gas, water, electricity)
- 4 Outstanding interest and amortization payments to banks / finance
- 5 Invoice with the oldest due date
- 6 Invoice from the supplier that puts the most pressure to get paid
- 7 Invoice from the supplier with whom you have a friendly relation
- 8 Invoice from the supplier with the largest amount
- 9 Invoice from the domestic supplier
- 10 Invoice from the international supplier (not in country)

Hvala na pažnji



bonline@bonline.hr